

ITEM	OWNER'S MANUAL		
FOR	ASGARD 2		
DESCRIPTION	CLASS A DISCRETE HEADPHONE AMPLIFIER		
MODEL NO	SCH-01-2	REVISION A	RANDOM NUMBER 101101101
NOTES	<p>ASGARD IS THE CITY OF THE GODS IN NORSE MYTHOLOGY.  ASGARD 2 IS A HEADPHONE AMPLIFIER.  ONE IS COOL. THE OTHER IS VERY WARM.  HEAT IS NOT AN INDICATION THAT SOMETHING'S WRONG.  THAT'S NORMAL.  CLASS A AMPS RUN HOT.  HOWEVER, IT IS NOT A HOT PLATE FOR YOUR COFFEE.</p>		
		S C H I I T      HAPPENED	

# SAFETY INSTRUCTIONS



The following is required by the roughly 9,542 government agencies and regulations we have to comply with. If you have some common sense, they should seem pretty straightforward. In any case, read these instructions before proceeding farther, follow all instructions, and heed all warnings. Or else!

1. If you don't know how to install audio devices, get a qualified professional to help.
2. Never use this device near water, and clean only with a dry cloth.
3. Assure adequate ventilation, do not block any ventilation openings, or place near heat sources.
4. Use only the supplied power cord or suitable replacement. Route cords away from traffic areas and protect them from being pinched. Unplug the cord from the outlet if the apparatus is unused for a long period of time.
5. To prevent electric shock, do not use the plug with an extension cord, receptacle, or outlet unless blades can be fully inserted.
6. Refer all servicing to qualified service personnel. Service is required when the device has been damaged, including cord or plug damage, liquid has been spilled or objects have fallen into the device, the device has been exposed to rain or moisture, does not operate normally, or has been dropped.



**WARNING: TO REDUCE THE RISK OF FIRE OR ELECTRIC SHOCK, DO NOT EXPOSE THIS DEVICE TO RAIN OR MOISTURE.**



Application for Council Directives 72/23/EEC  
Conformity declared for EN60065, EN50082-1

## WELCOME TO ASGARD 2!

In Norse mythology, Asgard was the city of the gods. So, yeah, a pretty cool place to be. And a very nice place for your headphones.

Asgard 2 is the latest generation of one of the most popular headphone amps in the world—adding conveniences like gain switching and preamp outputs, as well as a much higher performance amplifier topology.

Asgard 2 delivers up to 1000mW into 32 ohm headphones, and 380mW into 300 ohm headphones. What this means is that it can drive most headphones out there, from IEMs to many popular orthodynamics.

But that doesn't mean Asgard is only for death metal. Asgard's Class-A, high-voltage, all-discrete topology takes its cues from Mjolnir—making it one of the highest-performance no-overall-feedback gain stages you'll find in any headphone amplifier. This means detailed, rich, expansive sound.

We hope you enjoy your time in Asgard!

## IN THE BOX

### ONE

Asgard 2 headphone amplifier


### ONE

Power cord  
(for, like, well duh)

### FOUR

Stick-on feet  
(for the bottom or side  
of your Asgard)

## FRONT PANEL



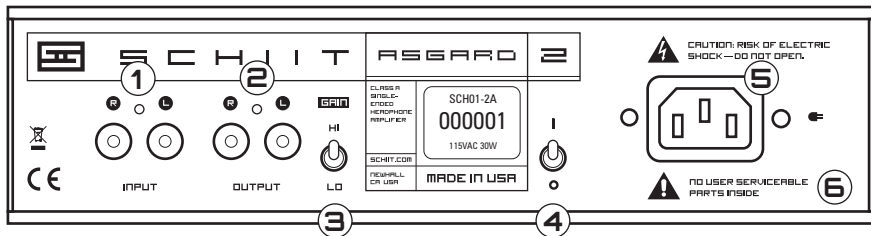
**1 Volume Knob.** It works exactly like you'd expect. Turn it to the right to make the music louder. Stop before smoke comes out of your headphones.

**2 Power On LED.** When this is lit, the power is on. When it's not lit ... well, you get the picture here.

**3 Headphone Jack.** This is where your headphones plug in. It is very difficult to get satisfactory results without headphones. A relay mutes the output for 10 seconds after turn-on, and immediately after turn-off.

**4 Vent Holes.** This may look like a great place to keep your coffee warm, but don't. And DO NOT BLOCK ANY OF THE VENT HOLES. If you do, the Norse gods will appear and rip your face off. Well, maybe not.

## BACK PANEL



**1 RCA Inputs.** This is where you connect your DAC, computer, or other source. It uses standard RCA cables.

**2 Preamp Outputs.** Have powered monitors or a speaker amp you'd like to run? Connect it to Asgard 2's preamp outs here.

**3 Gain Switch.** Up is hi gain (6X), down is lo gain (1.5X). Use the low-gain setting for sensitive headphones and IEMs, for lowest noise floor.

**4 On-Off Switch.** Up is on. Down is off. Pretty easy.

**5 AC Input.** Plug the power cord in here. Plug the other end into a wall outlet of the correct voltage. Trying to run a 115V unit on 230V will result in a blown fuse, no music, and a void warranty.

**6 Disclaimer.** No, seriously. Don't take this apart. Don't stick paperclips through the holes on the top or side. Do not randomly loosen screws. Bad things will happen. And again, you'll void your warranty.

## FAQ

### **I hear hum through the headphones, what do I do?**

You may have a ground loop. To fix a ground loop, try a GFCI outlet or a ground loop isolator.

### **Can I leave my headphones plugged in all the time?**

Yes. Asgard 2 includes a time-delayed relay mute, so you can leave headphones plugged in as you turn it on and off.

### **My Asgard 2 runs hot, is this normal?**

Yep. Check the front of this owner's manual.

### **No, it's really hot!**

Yes, we know. That's how it's supposed to run. Don't put it on your lap or anything. Oh, and don't block the vents on the side or top and don't put it on top of any other warm equipment.

### **It doesn't turn on, what do I do?**

Plug it in to a different AC socket. Ensure you are not currently in a blackout. Then call us if it still doesn't turn on.

### **Can I stand it on end so it takes up less desk space?**

You bet! We've provided the feet separately so you can do exactly that.

## SPECS

### **Frequency Response:**

20Hz-20Khz, -0.1db

2Hz-400KHz, -3dB

**Max Power**, 32 ohms: 1.0W

**Max Power**, 50 ohms: 1.0W

**Max Power**, 300 ohms: 380mW

**Max Power**, 600 ohms: 190mW

**THD:** <0.008% 20Hz-20KHz, at 1V RMS

**IMD:** <0.010%, CCIR at 1V RMS

**SNR:** >102db, unweighted, ref 1V RMS, in lo gain mode

**Crosstalk:** <-72dB, 20Hz-20KHz

**Output Impedance:** 2 ohms

**Gain:** Hi = 6 (15.6db) or

Lo = 1.5 (3.5db)

**Power Consumption:** 30W

**Size:** 9 x 6 x 2.25"

**Weight:** 5 lbs

# 5-YEAR LIMITED WARRANTY

Schiit Audio warrants to the original purchaser that the product shall be free from defects in material and workmanship for five (5) years from the date of purchase. If a defect covered by this warranty occurs during this warranty period, Schiit Audio will repair the defective product, free of charge. Date of purchase will be based on customer-submitted receipts, otherwise date of manufacturing will be used to determine warranty period.

**If you believe you need warranty service, CONTACT US first.** There may be a simple solution to your problem. Schiit Audio products sent back to us without a RETURN AUTHORIZATION (RA) will be returned to the sender without repair. To contact us and obtain an RA, email [info@schiiit.com](mailto:info@schiiit.com). We will respond quickly to email messages.


## WARRANTY LIMITATIONS

THIS WARRANTY SHALL NOT APPLY IF THIS PRODUCT: (a) IS MODIFIED OR TAMPERED WITH; (b) IS DAMAGED BY NEGLIGENCE, ACCIDENT, UNREASONABLE USE, COFFEE, OR BY OTHER CAUSES UNRELATED TO DEFECTIVE MATERIALS OR WORKMANSHIP; OR (c) HAS HAD THE SERIAL NUMBER ALTERED, DEFACED OR REMOVED.

ANY APPLICABLE IMPLIED WARRANTIES, INCLUDING WARRANTIES OF MERCHANTABILITY AND FITNESS FOR A PARTICULAR PURPOSE, ARE HEREBY LIMITED IN DURATION TO THE WARRANTY PERIOD (5 YEARS). IN NO EVENT SHALL SCHIIT AUDIO BE LIABLE FOR CONSEQUENTIAL OR INCIDENTAL DAMAGES RESULTING FROM THE BREACH OF ANY IMPLIED OR EXPRESS WARRANTIES. SOME STATES DO NOT ALLOW LIMITATIONS ON HOW LONG AN IMPLIED WARRANTY LASTS OR EXCLUSION OF CONSEQUENTIAL OR INCIDENTAL DAMAGES, SO THE ABOVE LIMITATIONS MAY NOT APPLY TO YOU.

This warranty gives you specific legal rights. You may also have other rights which vary from state to state or province to province.

Contact us at: Schiit Audio, 24900 Anza Drive, Suite A, Valencia, CA 91355, [info@schiiit.com](mailto:info@schiiit.com)

ITEM	<b>OWNER'S MANUAL BACK COVER</b>	
DESCRIPTION	GRAPHIC FOR THE BACK COVER OF THE MANUAL	
NOTES	<p>YES, ALL SCHIIT PRODUCTS ARE MADE IN THE USA.          YES, PRIMARILY OF US-SOURCED COMPONENTS.          YES, IT'S PRONOUNCED EXACTLY LIKE YOU THINK.          NO, WE ARE NOT ON FACEBOOK.          NO, WE'RE NOT ON TWITTER.          AND NO, WE'RE NOT ON YOUTUBE.</p>	
 <span data-bbox="363 783 821 816">SCHIIT</span>		EVERYTHING ELSE AIN'T