
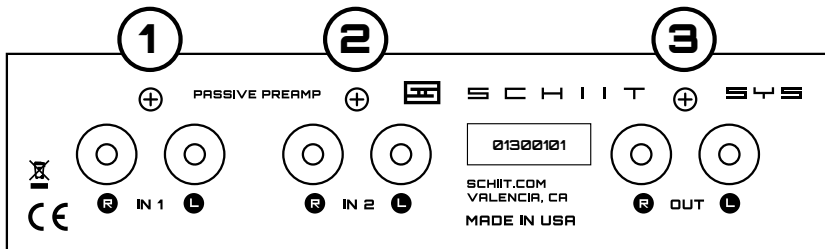


| | | | |
|--|--|---------------------|--------------------------------|
| ITEM | OWNER'S MANUAL | | |
| FOR | SYS | | |
| DESCRIPTION | PASSIVE PREAMP WITH VOLUME CONTROL AND TWO INPUTS | | |
| MODEL NO | SCH-13 | REV A | RANDOM NUMBER 001000000 |
| NOTES | <p>SYS STANDS FOR "SWITCH YOUR SCHTUFF."</p> <p>IT'S A SIMPLE VOLUME CONTROL AND A TWO-INPUT SWITCHER.</p> <p>THERE ARE NO MAGIC ELVES INSIDE MAKING YOUR SOUND BETTER.</p> <p>BUT THEN AGAIN, THERE ARE NO EVIL ELVES MAKING IT SOUND WORSE.</p> <p>USE IT FOR VOLUME CONTROL FOR POWERED MONITORS.</p> <p>OR USE IT WITH A SPEAKER AMP.</p> <p>THAT'S REALLY ABOUT IT.</p> | | |
|  S C H I I T | | AUDIO COMPONENTS | |

ITEM

SYS CONNECTIONS



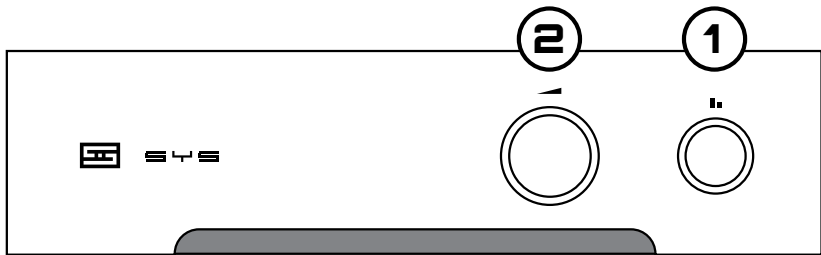
1 Connect one source to SYS' "IN 1" RCA jacks, using high-quality RCA cables. You can use crap RCA cables too, as long as they work.

2 If you have a second source, connect it to SYS' "IN 2" RCA jacks, again with RCA cables.

3 Connect SYS' "OUT" RCA jacks to your powered monitors or power amplifier, with even more RCA cables. Yes, you'll need lots of RCAs.

ITEM

SYS CONTROLS



1 Select “IN 1” or “IN 2” with the pushbutton switch to select from two different sources. “IN 1” is out, “IN 2” is in. If you’re not getting any sound, you’re probably on the wrong input. Or your source isn’t outputting anything.

2 Control the volume with the front-panel knob.

3 And, that’s it. Yes, we know, not very exciting. But it’s damn handy if you want external volume control from a DAC or other fixed-output source.

WHAT'S IN THE BOX

- (1) SYS
- (4) Stick-on feet
- (0) Anything else



Application for Council Directives 72/23/EEC
Conformity declared for EN60065, EN50082-1

2-YEAR LIMITED WARRANTY

Schiit Audio warrants to the original purchaser that this product shall be free from defects in material and workmanship for two (2) years from the date of purchase, with the sole exception of the tubes, which are covered by a 1-year warranty. If a defect covered by this warranty occurs during this period, Schiit Audio will repair the defective product, free of charge. Date of purchase will be based on customer receipts, otherwise date of manufacturing will be used.

If you believe you need warranty service, contact us first. Schiit Audio products sent back to us without a Return Authorization (RA) will be returned to the sender without repair. To contact us and obtain an RA, email tech@schiiit.com.

Warranty Limitations. This warranty shall not apply if a product: (a) is modified or tampered with; (b) is damaged by negligence, accident, unreasonably use, or other causes unrelated to defective materials or workmanship, or (c) has had the serial number altered or removed.

Any implied warranties, including warranties of merchantability and fitness for a particular purpose, are hereby limited in duration to the warranty period of 2 years. In no event shall Schiit Audio be liable for consequential or incidental damages resulting from the breach of any implied or expressed warranties. Some state do not allow these limitations, so they may not apply to you. You may also have other rights which vary from state to state or province to province.



S C H I I T

SCHIIT.COM
TECH@SCHIIT.COM